



ASBK.COM.AU f t i y

Rounds 2 & 3 : Wakefield Park Raceway : Dec ember 3 - 6

bLU cRU OCEANIA JUNIOR CUP

Practice 1

Date: 03/12/20
 Event: P05
 Weather: Mostly cloudy - Temp: 20.9C
 Track: Dry - Temp: 39.5C

Started at: 11:10:01
 Laps: 15 Min
 Starters: 20
 Printed at: 11:45

CLASSIFICATION

Pos	No	Name	Machine	Fastest Lap	On Lap	Behind Leader	Behind Prev
1	46	Marianos NIKOLIS (NSW) / bLU cRU Yamaha / FIM Oceania / Motul / MA / Pirelli / Ricondi / AGV	Yamaha YZF-R15	1:17.567	8 of 11		
2	32	Jai RUSSO (NSW) / bLU cRU Yamaha / FIM Oceania / Motul / MA / Pirelli / Ricondi / AGV	Yamaha YZF-R15	1:17.919	10 of 12	.352	.352
3	36	Angus GRENFELL (VIC) / bLU cRU Yamaha / FIM Oceania / Motul / MA / Pirelli / Ricondi / AGV	Yamaha YZF-R15	1:17.928	8 of 12	.361	.009
4	55	Varis FLEMING (VIC) / bLU cRU Yamaha / FIM Oceania / Motul / MA / Pirelli / Ricondi / AGV	Yamaha YZF-R15	1:18.265	7 of 10	.698	.337
5	29	Hayden NELSON (NSW) / bLU cRU Yamaha / FIM Oceania / Motul / MA / Pirelli / Ricondi / AGV	Yamaha YZF-R15	1:18.376	10 of 11	.809	.111
6	59	Tom DRANE (NSW) / bLU cRU Yamaha / FIM Oceania / Motul / MA / Pirelli / Ricondi / AGV	Yamaha YZF-R15	1:18.380	10 of 11	.813	.004
7	26	Cameron SWAIN (QLD) / bLU cRU Yamaha / FIM Oceania / Motul / MA / Pirelli / Ricondi / AGV	Yamaha YZF-R15	1:18.399	11 of 11	.832	.019
8	65	Nate O'NEILL (QLD) / bLU cRU Yamaha / FIM Oceania / Motul / MA / Pirelli / Ricondi / AGV	Yamaha YZF-R15	1:18.518	11 of 12	.951	.119
9	39	Glenn NELSON (QLD) / bLU cRU Yamaha / FIM Oceania / Motul / MA / Pirelli / Ricondi / AGV	Yamaha YZF-R15	1:18.693	11 of 11	1.126	.175
10	27	Toby JAMES (VIC) / bLU cRU Yamaha / FIM Oceania / Motul / MA / Pirelli / Ricondi / AGV	Yamaha YZF-R15	1:19.118	10 of 11	1.551	.425
11	50	Cameron DUNKER (NSW) / bLU cRU Yamaha / FIM Oceania / Motul / MA / Pirelli / Ricondi / AGV	Yamaha YZF-R15	1:19.222	9 of 11	1.655	.104
12	63	Clay CLEGG (NSW) / bLU cRU Yamaha / FIM Oceania / Motul / MA / Pirelli / Ricondi / AGV	Yamaha YZF-R15	1:19.374	10 of 11	1.807	.152
13	72	Levi RUSSO (NSW) / bLU cRU Yamaha / FIM Oceania / Motul / MA / Pirelli / Ricondi / AGV	Yamaha YZF-R15	1:19.564	9 of 11	1.997	.190
14	24	Jamie PORT (VIC) / bLU cRU Yamaha / FIM Oceania / Motul / MA / Pirelli / Ricondi / AGV	Yamaha YZF-R15	1:20.396	7 of 10	2.829	.832
15	58	Lucas QUINN (QLD) / bLU cRU Yamaha / FIM Oceania / Motul / MA / Pirelli / Ricondi / AGV	Yamaha YZF-R15	1:21.257	9 of 9	3.690	.861
16	22	Lincoln KNIGHT (NSW) / bLU cRU Yamaha / FIM Oceania / Motul / MA / Pirelli / Ricondi / AGV	Yamaha YZF-R15	1:21.511	9 of 11	3.944	.254
17	43	Henry SNELL (QLD) / bLU cRU Yamaha / FIM Oceania / Motul / MA / Pirelli / Ricondi / AGV	Yamaha YZF-R15	1:22.093	8 of 10	4.526	.582
18	71	James WEAVER (NSW) / bLU cRU Yamaha / FIM Oceania / Motul / MA / Pirelli / Ricondi / AGV	Yamaha YZF-R15	1:23.744	7 of 10	6.177	1.651
19	15	Brodie GAWITH (VIC) / bLU cRU Yamaha / FIM Oceania / Motul / MA / Pirelli / Ricondi / AGV	Yamaha YZF-R15	1:25.901	7 of 9	8.334	2.157
20	20	Casey MIDDLETON (QLD) / bLU cRU Yamaha / FIM Oceania / Motul / MA / Pirelli / Ricondi / AGV	Yamaha YZF-R15	1:27.150	9 of 9	9.583	1.249

Current qualifying record for OJC class - 1:15.747 by Cros FRANCIS (NSW) on a Yamaha YZF-R15 set on 23/03/19

Chief Timekeeper - Scott Laing

Clerk of Course - Tom Williams



www.computime.com.au
 COMPUTIME RACE TIMING SYSTEMS PTY LTD





ASBK.COM.AU f t i y

Rounds 2 & 3 : Wakefield Park Raceway : Dec ember 3 - 6

bLU cRU OCEANIA JUNIOR CUP

Practice 1

Date: 03/12/20
 Event: P05
 Weather: Mostly cloudy - Temp: 20.9C
 Track: Dry - Temp: 39.5C

Started at: 11:10:01
 Laps: 15 Min
 Starters: 20
 Printed at: 11:45

LAP TIMES

No	Name	Lap 1	Lap 2	Lap 3	Lap 4	Lap 5	Lap 6	Lap 7	Lap 8	Lap 9	Lap 10
15	Brodie GAWITH (VIC)	1:42.867	1:35.067	1:29.167	1:28.585	1:26.949	1:27.159	1:25.901	1:26.351	1:27.583	
20	Casey MIDDLETON (QLD)	1:46.486	1:30.775	1:28.411	1:28.653	1:28.192	3:00.726	1:40.571	1:27.498	1:27.150	
22	Lincoln KNIGHT (NSW)	1:38.227	1:27.307	1:23.734	1:23.249	1:22.538	1:21.874	1:21.947	1:22.001	1:21.511	1:21.741
	10	1:21.696									
24	Jamie PORT (VIC)	1:32.769	1:21.599	1:25.205	1:21.512	1:21.563	1:22.236	1:20.396	1:55.215	1:27.166	1:20.784
26	Cameron SWAIN (QLD)	1:28.947	1:20.620	1:20.407	1:19.911	1:19.099	1:21.996	1:19.469	1:19.483	1:19.309	1:19.073
	10	1:18.399									
27	Toby JAMES (VIC)	1:31.414	1:21.927	1:20.625	1:19.693	1:19.177	1:19.981	1:20.398	2:04.014	1:30.544	1:19.118
	10	1:19.521									
29	Hayden NELSON (NSW)	1:38.462	1:21.767	1:24.094	1:22.493	1:20.512	1:24.256	1:21.406	1:19.577	1:19.284	1:18.376
	10	1:19.697									
32	Jai RUSSO (NSW)	1:30.851	1:20.818	1:19.137	1:18.485	1:18.841	1:18.111	1:20.541	1:18.504	1:17.966	1:17.919
	10	1:18.693	1:18.552								
36	Angus GRENFELL (VIC)	1:30.263	1:20.424	1:19.007	1:18.529	1:18.520	1:18.822	1:20.640	1:17.928	1:18.222	1:18.275
	10	1:18.321	1:18.192								
39	Glenn NELSON (QLD)	1:30.483	1:22.801	1:20.592	1:19.759	1:20.815	1:20.038	1:19.330	1:19.761	1:20.092	1:19.169
	10	1:18.693									
43	Henry SNELL (QLD)	1:35.062	1:25.777	1:24.831	1:23.886	1:24.120	1:22.963	1:22.096	1:22.093	1:24.097	1:23.825
46	Marianos NIKOLIS (NSW)	1:32.418	1:22.282	1:19.268	1:19.435	1:18.476	1:18.352	1:17.748	1:17.567	1:19.778	1:18.286
	10	1:21.095									
50	Cameron DUNKER (NSW)	1:37.811	1:23.812	1:22.029	1:21.488	1:20.268	1:20.609	1:20.663	1:20.735	1:19.222	1:19.432
	10	1:21.708									
55	Varis FLEMING (VIC)	1:31.332	1:21.223	1:20.190	1:19.455	1:18.625	1:18.610	1:18.265	1:20.270	1:18.785	1:18.634
58	Lucas QUINN (QLD)	1:36.484	1:24.552	1:24.336	1:22.656	1:21.740	1:22.524	1:21.617	1:21.458	1:21.257	
59	Tom DRANE (NSW)	1:31.581	1:23.363	1:19.862	1:19.056	1:20.453	1:19.755	1:18.674	1:18.646	1:18.396	1:18.380
	10	1:18.546									
63	Clay CLEGG (NSW)	1:33.321	1:21.083	1:21.475	1:21.587	1:20.190	1:20.755	1:20.485	1:20.262	1:19.749	1:19.374
	10	1:21.456									
65	Nate O'NEILL (QLD)	1:30.823	1:21.894	1:20.425	1:20.013	1:19.475	1:19.504	1:20.812	1:19.044	1:20.059	1:19.261
	10	1:18.518	1:18.774								
71	James WEAVER (NSW)	1:47.559	1:32.227	1:28.937	1:27.024	1:25.219	1:24.867	1:23.744	1:23.767	2:15.398	1:31.475
72	Levi RUSSO (NSW)	1:44.428	1:30.498	1:25.472	1:23.269	1:22.195	1:22.082	1:21.503	1:21.074	1:19.564	1:19.824
	10	1:21.682									

Chief Timekeeper - Scott Laing

Clerk of Course - Tom Williams



www.computime.com.au
 COMPUTIME RACE TIMING SYSTEMS PTY LTD





ASBK.COM.AU f t i y

Rounds 2 & 3 : Wakefield Park Raceway : Dec ember 3 - 6

bLU cRU OCEANIA JUNIOR CUP

Practice 1

Date: 03/12/20
 Event: P05
 Weather: Mostly cloudy - Temp: 20.9C
 Track: Dry - Temp: 39.5C

Started at: 11:10:01
 Laps: 15 Min
 Starters: 20
 Printed at: 11:45

SPLIT TIMES

Lap	Split 1	Split 2	Split 3	Lap Time	Lap	Split 1	Split 2	Split 3	Lap Time
15 Brodie GAWITH (VIC) (19th)					9	29.446	27.732	29.988	1:27.166 P
1	34.968	33.525	34.374	1:42.867 P	10	23.184	27.857	29.743	1:20.784
2	25.894	32.282	36.891	1:35.067	26 Cameron SWAIN (QLD) (7th)				
3	25.981	31.308	31.878	1:29.167	1	28.103	30.258	30.586	1:28.947 P
4	25.570	30.991	32.024	1:28.585	2	22.699	28.083	29.838	1:20.620
5	<u>24.191</u>	30.688	32.070	1:26.949	3	23.163	27.875	29.369	1:20.407
6	24.556	30.997	31.606	1:27.159	4	22.973	27.739	29.199	1:19.911
7	24.393	<u>30.412</u>	31.096	<u>1:25.901</u>	5	22.298	27.514	29.287	1:19.099
8	24.709	30.566	31.076	1:26.351	6	24.264	28.240	29.492	1:21.996
9	24.530	31.439	31.614	1:27.583	7	22.537	27.374	29.558	1:19.469
20 Casey MIDDLETON (QLD) (20th)					8	22.730	27.269	29.484	1:19.483
1	35.471	36.609	34.406	1:46.486 P	9	22.632	27.255	29.422	1:19.309
2	25.396	32.583	32.796	1:30.775	10	22.452	27.135	29.486	1:19.073
3	24.928	31.260	32.223	1:28.411	11	<u>22.271</u>	<u>26.989</u>	<u>29.139</u>	<u>1:18.399</u>
4	24.908	31.880	31.865	1:28.653	27 Toby JAMES (VIC) (10th)				
5	24.664	31.636	31.892	1:28.192	1	30.614	29.850	30.950	1:31.414 P
6	<u>24.660</u>	31.775	2:04.291	3:00.726	2	23.276	28.700	29.951	1:21.927
7	38.055	31.094	31.422	1:40.571 P	3	22.798	28.160	29.667	1:20.625
8	24.767	31.219	31.512	1:27.498	4	22.636	27.691	29.366	1:19.693
9	24.849	<u>30.917</u>	<u>31.384</u>	<u>1:27.150</u>	5	<u>22.398</u>	27.711	<u>29.068</u>	1:19.177
22 Lincoln KNIGHT (NSW) (16th)					6	22.765	27.800	29.416	1:19.981
1	32.173	32.800	33.254	1:38.227 P	7	22.536	27.997	29.865	1:20.398
2	24.935	31.319	31.053	1:27.307	8	23.796	28.316	1:11.902	2:04.014
3	24.028	29.319	30.387	1:23.734	9	31.952	28.675	29.917	1:30.544 P
4	23.809	29.149	30.291	1:23.249	10	22.758	27.215	29.145	<u>1:19.118</u>
5	23.702	28.719	30.117	1:22.538	11	23.137	<u>27.192</u>	29.192	1:19.521
6	23.572	28.632	29.670	1:21.874	29 Hayden NELSON (NSW) (5th)				
7	<u>22.984</u>	28.481	30.482	1:21.947	1	33.990	32.577	31.895	1:38.462 P
8	23.711	28.635	29.655	1:22.001	2	23.212	28.344	30.211	1:21.767
9	23.535	<u>28.122</u>	29.854	<u>1:21.511</u>	3	23.535	30.395	30.164	1:24.094
10	23.302	28.508	29.931	1:21.741	4	23.717	28.706	30.070	1:22.493
11	23.330	29.103	<u>29.263</u>	1:21.696	5	22.995	27.924	29.593	1:20.512
24 Jamie PORT (VIC) (14th)					6	23.949	30.113	30.194	1:24.256
1	29.441	31.493	31.835	1:32.769 P	7	22.788	28.522	30.096	1:21.406
2	23.560	28.005	30.034	1:21.599	8	22.709	27.233	29.635	1:19.577
3	24.192	30.660	30.353	1:25.205	9	23.280	26.906	29.098	1:19.284
4	23.278	28.198	30.036	1:21.512	10	22.630	<u>26.703</u>	<u>29.043</u>	<u>1:18.376</u>
5	23.408	28.485	<u>29.670</u>	1:21.563	11	<u>22.218</u>	27.770	29.709	1:19.697
6	23.323	28.934	29.979	1:22.236	32 Jai RUSSO (NSW) (2nd)				
7	22.883	<u>27.647</u>	29.866	<u>1:20.396</u>	1	31.281	29.383	30.187	1:30.851 P
8	<u>22.799</u>	27.693	1:04.723	1:55.215					

Chief Timekeeper - Scott Laing

Clerk of Course - Tom Williams



www.computime.com.au
 COMPUTIME RACE TIMING SYSTEMS PTY LTD



ASBK.COM.AU f t i y

Rounds 2 & 3 : Wakefield Park Raceway : Dec ember 3 - 6

bLU cRU OCEANIA JUNIOR CUP

Practice 1

Date: 03/12/20
 Event: P05
 Weather: Mostly cloudy - Temp: 20.9C
 Track: Dry - Temp: 39.5C

Started at: 11:10:01
 Laps: 15 Min
 Starters: 20
 Printed at: 11:45

SPLIT TIMES

Lap	Split 1	Split 2	Split 3	Lap Time	Lap	Split 1	Split 2	Split 3	Lap Time
2	23.584	27.937	29.297	1:20.818	5	24.154	29.402	30.564	1:24.120
3	22.590	27.499	29.048	1:19.137	6	24.174	28.904	29.885	1:22.963
4	22.204	27.423	28.858	1:18.485	7	23.703	28.348	30.045	1:22.096
5	22.422	27.474	28.945	1:18.841	8	23.472	28.591	30.030	1:22.093
6	22.363	27.220	28.528	1:18.111	9	23.160	30.726	30.211	1:24.097
7	22.760	28.222	29.559	1:20.541	10	23.924	29.961	29.940	1:23.825
8	22.810	26.848	28.846	1:18.504	46 Marianos NIKOLIS (NSW) (1st)				
9	22.451	26.725	28.790	1:17.966	1	30.989	30.624	30.805	1:32.418 P
10	22.305	26.684	28.930	1:17.919	2	23.608	28.709	29.965	1:22.282
11	22.795	26.778	29.120	1:18.693	3	22.740	27.483	29.045	1:19.268
12	22.309	27.395	28.848	1:18.552	4	22.652	27.169	29.614	1:19.435
36 Angus GRENFELL (VIC) (3rd)					5	22.304	27.183	28.989	1:18.476
1	30.965	29.326	29.972	1:30.263 P	6	22.068	27.166	29.118	1:18.352
2	23.180	27.670	29.574	1:20.424	7	22.106	26.686	28.956	1:17.748
3	22.510	27.234	29.263	1:19.007	8	22.070	26.875	28.622	1:17.567
4	22.212	27.296	29.021	1:18.529	9	22.482	27.913	29.383	1:19.778
5	22.270	26.879	29.371	1:18.520	10	22.350	27.266	28.670	1:18.286
6	22.476	27.022	29.324	1:18.822	11	22.034	29.255	29.806	1:21.095
7	22.544	28.644	29.452	1:20.640	50 Cameron DUNKER (NSW) (11th)				
8	22.508	26.565	28.855	1:17.928	1	33.729	31.328	32.754	1:37.811 P
9	22.342	26.788	29.092	1:18.222	2	24.243	28.990	30.579	1:23.812
10	22.408	26.669	29.198	1:18.275	3	24.091	28.164	29.774	1:22.029
11	22.544	26.831	28.946	1:18.321	4	23.466	28.303	29.719	1:21.488
12	22.147	26.571	29.474	1:18.192	5	22.951	27.703	29.614	1:20.268
39 Glenn NELSON (QLD) (9th)					6	23.105	27.872	29.632	1:20.609
1	30.220	29.433	30.830	1:30.483 P	7	23.341	27.595	29.727	1:20.663
2	23.271	28.601	30.929	1:22.801	8	23.278	27.922	29.535	1:20.735
3	22.909	27.970	29.713	1:20.592	9	22.809	27.053	29.360	1:19.222
4	22.791	27.429	29.539	1:19.759	10	22.780	27.146	29.506	1:19.432
5	23.653	27.573	29.589	1:20.815	11	22.913	28.798	29.997	1:21.708
6	22.834	27.386	29.818	1:20.038	55 Varis FLEMING (VIC) (4th)				
7	22.629	27.015	29.686	1:19.330	1	31.835	29.130	30.367	1:31.332 P
8	22.422	27.802	29.537	1:19.761	2	23.460	28.068	29.695	1:21.223
9	22.621	27.905	29.566	1:20.092	3	22.971	27.676	29.543	1:20.190
10	22.548	26.904	29.717	1:19.169	4	22.778	27.385	29.292	1:19.455
11	22.638	26.889	29.166	1:18.693	5	22.561	27.062	29.002	1:18.625
43 Henry SNELL (QLD) (17th)					6	22.560	27.273	28.777	1:18.610
1	30.902	32.474	31.686	1:35.062 P	7	22.462	26.866	28.937	1:18.265
2	24.223	30.309	31.245	1:25.777	8	22.619	28.177	29.474	1:20.270
3	24.573	29.706	30.552	1:24.831	9	22.806	26.900	29.079	1:18.785
4	24.158	29.309	30.419	1:23.886	10	22.480	27.407	28.747	1:18.634

Chief Timekeeper - Scott Laing

Clerk of Course - Tom Williams



www.computime.com.au
 COMPUTIME RACE TIMING SYSTEMS PTY LTD





ASBK.COM.AU f t i y

Rounds 2 & 3 : Wakefield Park Raceway : Dec ember 3 - 6

bLU cRU OCEANIA JUNIOR CUP

Practice 1

Date: 03/12/20
 Event: P05
 Weather: Mostly cloudy - Temp: 20.9C
 Track: Dry - Temp: 39.5C

Started at: 11:10:01
 Laps: 15 Min
 Starters: 20
 Printed at: 11:45

SPLIT TIMES

Lap	Split 1	Split 2	Split 3	Lap Time	Lap	Split 1	Split 2	Split 3	Lap Time
58 Lucas QUINN (QLD) (15th)					2	23.369	28.606	29.919	1:21.894
1	33.747	31.327	31.410	1:36.484 P	3	22.776	28.009	29.640	1:20.425
2	24.199	29.544	30.809	1:24.552	4	22.655	28.029	29.329	1:20.013
3	24.250	29.861	30.225	1:24.336	5	22.509	27.633	29.333	1:19.475
4	23.464	28.837	30.355	1:22.656	6	22.499	27.746	29.259	1:19.504
5	23.220	28.502	30.018	1:21.740	7	23.032	28.074	29.706	1:20.812
6	23.053	29.264	30.207	1:22.524	8	22.432	27.412	29.200	1:19.044
7	22.911	28.567	30.139	1:21.617	9	22.482	28.345	29.232	1:20.059
8	23.247	28.437	29.774	1:21.458	10	22.615	27.267	29.379	1:19.261
9	23.100	28.257	29.900	1:21.257	11	22.414	26.920	29.184	1:18.518
					12	22.427	27.434	28.913	1:18.774
59 Tom DRANE (NSW) (6th)					71 James WEAVER (NSW) (18th)				
1	30.173	30.735	30.673	1:31.581 P	1	37.250	35.875	34.434	1:47.559 P
2	23.680	28.609	31.074	1:23.363	2	26.682	33.098	32.447	1:32.227
3	22.777	27.700	29.385	1:19.862	3	26.163	31.606	31.168	1:28.937
4	22.616	27.612	28.828	1:19.056	4	24.912	30.373	31.739	1:27.024
5	23.075	28.407	28.971	1:20.453	5	24.331	29.851	31.037	1:25.219
6	23.341	27.306	29.108	1:19.755	6	24.258	29.560	31.049	1:24.867
7	22.633	27.091	28.950	1:18.674	7	23.823	29.118	30.803	1:23.744
8	22.314	27.442	28.890	1:18.646	8	23.867	29.191	30.709	1:23.767
9	22.405	26.977	29.014	1:18.396	9	24.773	31.150	1:19.475	2:15.398
10	22.516	26.932	28.932	1:18.380	10	30.675	30.043	30.757	1:31.475 P
11	22.228	27.605	28.713	1:18.546					
63 Clay CLEGG (NSW) (12th)					72 Levi RUSSO (NSW) (13th)				
1	31.095	31.152	31.074	1:33.321 P	1	36.451	34.640	33.337	1:44.428 P
2	23.426	28.232	29.425	1:21.083	2	25.496	33.043	31.959	1:30.498
3	23.893	28.006	29.576	1:21.475	3	24.561	29.959	30.952	1:25.472
4	23.240	28.351	29.996	1:21.587	4	23.779	29.355	30.135	1:23.269
5	23.031	27.769	29.390	1:20.190	5	23.036	29.076	30.083	1:22.195
6	23.194	28.063	29.498	1:20.755	6	23.266	28.797	30.019	1:22.082
7	23.362	27.893	29.230	1:20.485	7	23.651	28.419	29.433	1:21.503
8	23.046	27.673	29.543	1:20.262	8	23.363	28.143	29.568	1:21.074
9	23.071	27.134	29.544	1:19.749	9	22.730	27.768	29.066	1:19.564
10	22.937	27.135	29.302	1:19.374	10	22.776	27.600	29.448	1:19.824
11	23.044	28.818	29.594	1:21.456	11	22.621	28.970	30.091	1:21.682
65 Nate O'NEILL (QLD) (8th)									
1	29.983	29.613	31.227	1:30.823 P					

Chief Timekeeper - Scott Laing

Clerk of Course - Tom Williams



www.computime.com.au
 COMPUTIME RACE TIMING SYSTEMS PTY LTD



ASBK.COM.AU f t i y

Rounds 2 & 3 : Wakefield Park Raceway : Dec ember 3 - 6

bLU cRU OCEANIA JUNIOR CUP

Practice 1

Date: 03/12/20
Event: P05
Weather: Mostly cloudy - Temp: 20.9C
Track: Dry - Temp: 39.5C

Started at: 11:10:01
Laps: 15 Min
Starters: 20
Printed at: 11:45

FASTEST LAPS SEQUENCE

Race Time	No	Name	Machine	Fastest Lap	On Lap
1:31.475	65	Nate O'NEILL (QLD)	Yamaha YZF-R15	1:30.823	1
1:41.753	36	Angus GRENFELL (VIC)	Yamaha YZF-R15	1:30.263	1
2:11.763	26	Cameron SWAIN (QLD)	Yamaha YZF-R15	1:28.947	1
2:53.369	65	Nate O'NEILL (QLD)	Yamaha YZF-R15	1:21.894	2
3:00.069	55	Varis FLEMING (VIC)	Yamaha YZF-R15	1:21.223	2
3:02.177	36	Angus GRENFELL (VIC)	Yamaha YZF-R15	1:20.424	2
4:20.259	55	Varis FLEMING (VIC)	Yamaha YZF-R15	1:20.190	3
4:21.184	36	Angus GRENFELL (VIC)	Yamaha YZF-R15	1:19.007	3
5:39.713	36	Angus GRENFELL (VIC)	Yamaha YZF-R15	1:18.529	4
5:40.170	32	Jai RUSSO (NSW)	Yamaha YZF-R15	1:18.485	4
7:46.233	46	Marianos NIKOLIS (NSW)	Yamaha YZF-R15	1:18.476	5
8:17.122	32	Jai RUSSO (NSW)	Yamaha YZF-R15	1:18.111	6
10:22.333	46	Marianos NIKOLIS (NSW)	Yamaha YZF-R15	1:17.748	7
11:39.900	46	Marianos NIKOLIS (NSW)	Yamaha YZF-R15	1:17.567	8

Chief Timekeeper - Scott Laing

Clerk of Course - Tom Williams



www.computime.com.au
COMPUTIME RACE TIMING SYSTEMS PTY LTD





ASBK.COM.AU f t i y

Rounds 2 & 3 : Wakefield Park Raceway : Dec ember 3 - 6

bLU cRU OCEANIA JUNIOR CUP

Practice 1

Date: 03/12/20
 Event: P05
 Weather: Mostly cloudy - Temp: 20.9C
 Track: Dry - Temp: 39.5C

Started at: 11:10:01
 Laps: 15 Min
 Starters: 20
 Printed at: 11:45

BEST PARTIAL TIMES

Pos	Split 1		Split 2		Split 3		LAP		Ideal	Fastest
	Name	Time	Name	Time	Name	Time	Name	Time		
1	M. NIKOLIS	22.034	A. GRENFELL	26.565	J. RUSSO	28.528	M. NIKOLIS	1:17.342	1:17.567	
2	V. FLEMING	22.054	J. RUSSO	26.684	M. NIKOLIS	28.622	J. RUSSO	1:17.416	1:17.919	
3	A. GRENFELL	22.147	M. NIKOLIS	26.686	T. DRANE	28.713	A. GRENFELL	1:17.567	1:17.928	
4	J. RUSSO	22.204	H. NELSON	26.703	V. FLEMING	28.747	V. FLEMING	1:17.667	1:18.265	
5	H. NELSON	22.218	V. FLEMING	26.866	A. GRENFELL	28.855	T. DRANE	1:17.873	1:18.380	
6	T. DRANE	22.228	G. NELSON	26.889	N. O'NEILL	28.913	H. NELSON	1:17.964	1:18.376	
7	C. SWAIN	22.271	N. O'NEILL	26.920	H. NELSON	29.043	N. O'NEILL	1:18.247	1:18.518	
8	T. JAMES	22.398	T. DRANE	26.932	L. RUSSO	29.066	C. SWAIN	1:18.399	1:18.399	
9	N. O'NEILL	22.414	C. SWAIN	26.989	T. JAMES	29.068	G. NELSON	1:18.477	1:18.693	
10	G. NELSON	22.422	C. DUNKER	27.053	C. SWAIN	29.139	T. JAMES	1:18.658	1:19.118	
11	L. RUSSO	22.621	C. CLEGG	27.134	G. NELSON	29.166	C. DUNKER	1:19.193	1:19.222	
12	L. QUINN	22.766	T. JAMES	27.192	C. CLEGG	29.230	L. RUSSO	1:19.287	1:19.564	
13	C. DUNKER	22.780	L. RUSSO	27.600	L. KNIGHT	29.263	C. CLEGG	1:19.301	1:19.374	
14	J. PORT	22.799	J. PORT	27.647	C. DUNKER	29.360	J. PORT	1:20.116	1:20.396	
15	C. CLEGG	22.937	L. KNIGHT	28.122	J. PORT	29.670	L. KNIGHT	1:20.369	1:21.511	
16	L. KNIGHT	22.984	L. QUINN	28.257	L. QUINN	29.774	L. QUINN	1:20.797	1:21.257	
17	H. SNELL	23.160	H. SNELL	28.348	H. SNELL	29.885	H. SNELL	1:21.393	1:22.093	
18	J. WEAVER	23.823	J. WEAVER	29.118	J. WEAVER	30.709	J. WEAVER	1:23.650	1:23.744	
19	B. GAWITH	24.191	B. GAWITH	30.412	B. GAWITH	31.076	B. GAWITH	1:25.679	1:25.901	
20	C. MIDDLETON	24.660	C. MIDDLETON	30.917	C. MIDDLETON	31.384	C. MIDDLETO	1:26.961	1:27.150	





Chief Timekeeper - Scott Laing

Clerk of Course - Tom Williams



www.computime.com.au
 COMPUTIME RACE TIMING SYSTEMS PTY LTD



ASBK.COM.AU    

Rounds 2 & 3 : Wakefield Park Raceway : Dec ember 3 - 6

bLU cRU OCEANIA JUNIOR CUP

Practice 1

Date: 03/12/20
Event: P05
Weather: Mostly cloudy - Temp: 20.9C
Track: Dry - Temp: 39.5C

Started at: 11:10:01
Laps: 15 Min
Starters: 20
Printed at: 11:45

RACE INFORMATION

Time	Description
11:10:01	Event Start
11:24:39	Rider 55 (Varis FLEMING) CRASHED TURN 4 - RIDER UP
11:25:07	Chequered Flag
11:28:18	Event Finish

Chief Timekeeper - Scott Laing

Clerk of Course - Tom Williams



www.computime.com.au
COMPUTIME RACE TIMING SYSTEMS PTY LTD

